



bending
machines

EUROMAC®

general catalogue

Every **steel** and **copper** workshop can take advantage of a **Digibend**

Are you using or thinking to use a conventional press brake to **bend small parts, thick material or bus bars**? Then you need to look at a Digibend a powerful and versatile horizontal bending machine. Bending horizontally on a flat bed has two main advantages:

- your part will always be perfect since you lay on a flat surface instead of referencing against two small fingers.
- you can bend a close loop (like a 9 shaped part), hence saving time and possibly also a welding operation.

The Digibend takes advantage of this and with its unique features goes beyond.





Bending tool with pin \varnothing 30 mm, H=200 mm and antilection bar.
Max 200 x 5 mm.


With Euromac you get the maximum bending flexibility



Euromac offers a variety of standard tools for a Digibend and changing from one tool setup to another is fast and easy.

The Digibend table is machined out of a single monoblock of **Meehanite® 700N/mm²** (no welding points), the cylinder is completely embraced in the structure and the RAM is guided in all its stroke in order to be able to maintain the highest accuracy even in the high tonnage demanding applications. The strong structure combined with the unique control system and the specifically designed hydraulics ensure the **repeatability accuracy** (0,05 mm) even after thousands of bends.

The flexible and strong design of the Digibend table (with **antimarking** treatment) together with the easy to use control system (**2 axis CNC controlled**) allows any customer to create their own custom tools for special applications.




4 jaw bending tool for round, square, rect. Bars and thick pipes up to 180°.
Max 100 x 20 mm or \varnothing 50 mm.




Bending tool 30° with U shaped die for bending flat bars up to 30°.
Max. 16 x 200 mm.



Bending tool with pin \varnothing 50 mm, H=200 mm, revolving pin single V die and antilection bar. max. 200 x 8 mm.
Patent Pending.



Punch and die H=400 mm for bending plate sheets. Max. 400 x 4 mm.



Shearing unit for flat bars.
Max 150 x 12 mm.



Punching unit for holes up to \varnothing 30 mm.
Max thickness 12 mm.



2 jaw bending tool for thick wall pipes from 3/8" gas (17.2 mm) up to 2" gas (60.3 mm) and round bars, up to 90°.



Tool single V die with revolving pin (mark-free bending) for thick plates.
Max 200 x 40 mm.



Movable bending punch and fixed die for tight bends.



Pin bending punch \varnothing 80 mm with antilection bar for bending a closed loop into thick wall bars. Max 200 x 15 mm.



Straightening tool for pipes, steel beams, flat bars etc. for precision and heavy straightening jobs.



2 jaw bending tool with set of flanges for flat and shaped bars up to 90°.
Max 60 x 20 mm.



Rotary bending tool for pipes, round and box tube, up to 180°. max \varnothing 50 mm.

New Touch Graphic Control with Integrated Wifi

Includes the Digisoft Software

Allows programming options of:

- Bending
- Punching
- Shearing
- Straightening

Graphics Programs in 2D

DXF Files Import

Optimized calculation of bending sequence



digibend

200 CNC 200e



technical data

	200 CNC	200e
Max. pressure (kN)	200	200
Max. stroke (mm)	195	195
Max. working speed (mm/sec)	9.6	9.6
Min. working speed (mm/sec)	4.8	4.8
Return speed (mm/sec)	48	48
Average working speed (mm/sec)	28.8	28.8
Storable programs	255	255
Sequence of storable programs	50 + 5 (for punching)	50
Number of bends for each sequence	16	16
Working table dimensions (mm)	480 x 1060 x 925 (H)	480 x 1060 x 925 (H)
Fixing holes in working table (nr. x Ø - mm)	1 x Ø 80 / 2 x Ø 50	1 x Ø 80 / 2 x Ø 50
Working height (mm)	925	925
Oil tank capacity (lt.)	40	40
Motor HP - Kw	3 - 2	3 - 2
High bending (mm)	H=200	H=200
Extra high bending (mm)	/	/
Shearing max thickness	H=150 x 6 (th)	H=150 x 6 (th)
Punching max thickness	Ø 30 x 5 (th)	Ø 30 x 5 (th)
Straightening (H/thickness)	H=200	H=200
Two-jaw-bending (mm)	Ø 42	Ø 42
Rotary bending (mm)	Ø 50	Ø 50
CNC automatic backgauge (Length, mm)	1250 / 2000	N0
Approx. weight (kg)	340	340
Overall dimensions (L x l x h)	580 x 1060 x 1150	580 x 1060 x 1150

1 inch= 25.4 mm

digibend

400 CNC



technical data

	400 CNC
Max. pressure (kN)	400
Max. stroke (mm)	245
Max. working speed (mm/sec)	9.6
Min. working speed (mm/sec)	4.8
Return speed (mm/sec)	62
Average working speed (mm/sec)	35.8
Storable programs	255
Sequence of storable programs	50 + 5 (for punching)
Number of bends for each sequence	16
Working table dimensions (mm)	580 x 1230 x 925 (H)
Fixing holes in working table (nr. x Ø - mm)	4 x Ø 80
Working height (mm)	925
Oil tank capacity (lt.)	40
Motor HP - Kw	5.5 - 4
High bending (mm)	H=200
Extra high bending (mm)	H=400
Shearing max thickness	H=150 x 10 (th)
Punching max thickness	Ø 30 x 10 (th)
Straightening (H/thickness)	H=200
Two-jaw-bending (mm)	Ø 60
Rotary bending (mm)	Ø 50
CNC automatic backgauge (Length, mm)	1250 / 2000
Approx. weight (kg)	700
Overall dimensions (L x l x h)	580 x 1230 x 1150

All application range indications are referred to steel material with 400N/mm² resistance.

digibend

800 CNC



technical data

	800 CNC
Max. pressure (kN)	800
Max. stroke (mm)	345
Max. working speed (mm/sec)	9.3
Min. working speed (mm/sec)	4.6
Return speed (mm/sec)	45
Average working speed (mm/sec)	27.2
Storable programs	255
Sequence of storable programs	50 + 5 (for punching)
Number of bends for each sequence	16
Working table dimensions (mm)	650 x 1565 x 925 (H)
Fixing holes in working table (nr. x Ø - mm)	6 x Ø 80
Working height (mm)	925
Oil tank capacity (lt.)	60
Motor HP - Kw	5.5 - 4
High bending (mm)	H=200
Extra high bending (mm)	H=400
Shearing max thickness	H=150 x 12 (th)
Punching max thickness	Ø 30 x 12 (th)
Straightening (H/thickness)	H=200
Two-jaw-bending (mm)	Ø 60
Rotary bending (mm)	Ø 50
CNC automatic backgauge (Length, mm)	1250 / 2000
Approx. weight (kg)	1500
Overall dimensions (L x l x h)	750 x 1565 x 1200

euromac bending machines



sheet metal working center



automated electric press brake



electric press brake



horizontal bending machines



notching machines

EUROMAC®

Euromac S.p.A.
Via per Sassuolo, 68/g
41043 Formigine (MO) - Italy
Tel. +39 059 579511
Fax +39 059 579512
info@euromac.it



PRODUCED & ASSEMBLED
IN ITALY BY EUROMAC

www.euromac.com

Disclaimer. Actual product may differ slightly from
images shown in this catalogue.
All information and data on this catalogue is
subject to change without notice.